


The Brave Little Turtle: Integrating Drama and Text





Age Level: Elementary

Description: HTY teaching artist Jonathan Syper demonstrates a variety of simple drama strategies that can be integrated into reading lessons to help build student comprehension of key story elements. The videos can guide teachers how to implement the drama strategies or be used directly with students.

<p>STEP ONE</p>	<p>Watch or read 'The Brave Little Turtle': Part One.</p>	
<p>STEP TWO</p>	<p>Explore Characters with Snapshots Create snapshots (frozen images) of the principal characters of the story.</p>	
<p>STEP THREE</p>	<p>Watch or read 'The Brave Little Turtle': Part Two.</p>	
<p>STEP FOUR</p>	<p>Explore Character moments with Action Create actions related to each of the main characters, demonstrating their personality and place in the story.</p>	

<p>STEP FIVE</p>	<p>Watch or read 'The Brave Little Turtle': Part Three.</p>	
<p>STEP SIX</p>	<p>Express Narration to Understand the Problem</p> <p>Creatively play with narration to enhance students' understanding of the central problem of the story.</p>	
<p>STEP SEVEN</p>	<p>Watch or read 'The Brave Little Turtle': Part Four.</p>	
<p>STEP EIGHT</p>	<p>Express Dialogue to Understand the Solution</p> <p>Experiment with various ways to express character dialogue while exploring the story's solution.</p>	
<p>STEP NINE</p>	<p>Watch or read 'The Brave Little Turtle': Part Five.</p>	

STEP TEN	Dramatize a part or all of the story Students act out a portion of the story as Mr. Jonathan (or the teacher) reads, adding action and dialogue that exemplifies their interpretation and understanding of the story situations.	 A man in a dark t-shirt and jeans is acting out a scene on a stage. He is holding a sign that says "CAUTION" and has a "KIDS at PLAY!" sign on the wall behind him. The sign also includes the logo for "Honorville Theatre for Youth".
Auxiliary	Mr. Jonathan reads the full story, showing the text and images as he reads.	 A man is reading a book in front of a bookshelf. He is wearing a dark t-shirt and has a beard. The bookshelf behind him is filled with books. To the right, there is a colorful stained glass window and a globe.